

# Early Believers Share

PreK-K

SHARING • EASTER 2 • YEAR B

ACTS 4:32-35



2

## What is happening in this story?

The book of Acts tells the story of what happened after Easter: Jesus ascended to heaven, the Holy Spirit came to the disciples, and the apostles were sent out all over the world healing and preaching. In Acts 4, we learn how the larger group of believers was enjoying life together. They shared everything, and no one claimed private ownership of anything. Nobody was in need. All were cared for.

## Why does this story matter for kids?

Kids are learning how to share, so they know it is important and they know it is sometimes hard to do. When first read, this story seems to present a pretty radical community. However, sharing public property, books, toys, and car rides are all things kids can relate to. Some kids know what it is to live in want, while some kids live not knowing what is enough. These few verses address both perspectives. We share by God's grace. In God's vision for our world, everyone has enough and no one is in need.

## What is the lectionary connection?

These few verses in Acts are read in conjunction with the Gospel of John's account of the Holy Spirit's arrival, when the risen Jesus comes to the disciples in a locked room. He breathes the Spirit upon them and the implication is that they are sent out, fortified in spirit. In Acts, we see the followers of Jesus already fortified—they're doing the work! The Holy Spirit shapes and fortifies relationships for the explicit purpose of getting the story out into the world.

## AGE LEVEL TIP

This lesson is about the church as a community. Young kids are a vital part of a strong church family, even if it doesn't seem that way to them. Encourage kids to see how sharing helps make their Sunday school class strong, and how they can contribute to the strength of the larger congregation.



## GENERAL SUPPLIES

- Crayons

## LESSON SUPPLIES

- Classroom toys (blocks, balls, dolls, trains)
- Plastic Easter egg
- Wide ribbons (2 ft. long, 1 per kid)
- Music player

WHIRL SUPPLIES

• WHIRL STORY BIBLES

• DVD

• FLOOR MAT

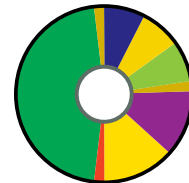
• LEAFLETS

## Do some kids arrive early? Try this.

Today our lesson is about the first churches and how they shared everything. Invite kids to choose toys to play with. Encourage cooperative play with sharing rather than individual play.

## Invite kids to sit around the Floor Mat.


Point out the season (Easter), color (yellow), and icon (butterfly). **Easter isn't just one day. It's a season that we celebrate for several weeks. One way we celebrate Easter is by sharing with others. Find a toy to share and roll it across the mat to someone else as you say, "Sharing makes the church stronger!"** Be sure each kid gets to receive and send a toy.



Form a circle and pass around an empty plastic Easter egg. **The empty egg reminds us of the empty tomb. Jesus is alive! When it's your turn to open the egg, say, "Easter is for sharing!"**

## Pass out leaflets.

**Your leaflet has a word on it today. Do you know what it says? Share!** Have kids trace the letters with their fingers one at a time for practice. Next, do a cheer. Say, **"Gimme an S!"** Kids trace and shout, **"S!"** Next, **"Gimme an H!"** Kids shout, **"H!"** Continue until



they have traced and shouted each letter. Then say, **"What's that spell?"** Kids shout, **"Share!"** Collect their leaflets until Respond.


## Gather kids around the screen where you'll watch the video.

**In the video today, the kids try to divide up all the Sunday school toys. I wonder if this is a good idea.**

View Episode 8, "Play Partitions," on the Whirl Year B Spring PreK–Grade 2 DVD.

Ask kids these questions about the video:

- **What does Otto do so that no one has to share toys anymore?**
- **What do you think of his idea?**
- **How does Otto's plan work out for the kids in the video?**
- **Is it better to share or not share? Why?**
- **What do you have a hard time sharing sometimes?**



## Pass out Whirl Story Bibles to kids.

**Let's find our story today!** Help kids find "Share Everything" on page 442. Start by pointing out the graphic that shows the butterfly in the yellow circle for the Easter season. Before you read, invite kids to look for the things people are sharing with each other.



Read the story and Ada and Otto's questions and comments on each page.

## Ask these questions after you read the story:

- What did the first church families learn about what Jesus taught?
- How does sharing with each other show love?
- What things did the first Christians share with each other?
- What do you share with others in your church family? Outside of your church family?
- What is the best thing about sharing with others?

## Play together!

Place pieces of ribbon in a pile on the floor, one less than the number of kids playing, and have a device for playing music ready. Have kids stand in a circle around the pile of ribbon. **We're going to practice how good it is to share. As the music plays, walk in a circle around the ribbon. When the music stops, find a ribbon. There aren't enough for each of you to have one, so you'll have to share. Let's play the game!** Start the music. When the music stops, kids should find a ribbon. If necessary, help kids make sure everyone is holding part of a ribbon. Play again, removing one ribbon each time, until everyone has to share one ribbon. **Jesus taught us to share everything. What's fun about everyone sharing the same ribbon?** Play the music again and encourage kids to dance while all holding on to one ribbon.

### BIBLE BIT

- The early church was a mix of Jews and Gentiles who gathered in homes, common areas, and even by rivers to learn about Jesus, worship, and share life. They were becoming family!

### WATCH IT AGAIN

- If you watch the video again, pay attention to how each toy was less fun to play with alone rather than with a friend.
- Which toys require at least two people sharing to play?

### OUR CHURCH

- Have a longtime member of your congregation share the history of your church. What can they share with the kids about your church's early days?

# RESPOND 10

## Pass out leaflets and crayons.

Unfold and tear off leaflet square.

1. **Let's play the game "I Spy" with our leaflet!** There are hidden pictures in this house for you to find. Some of the items are things we share today. Some are things that people in Bible times would have shared. When you find an item, imagine how you could share it with a friend. Kids may circle items when they find them.
2. **Let's start in the living room.** Can you find the scroll to read, the fire to keep you warm, and the crayons? Which would be best to share? How could you share it?
3. **How about a snack in the kitchen?** Can you find some grapes, a loaf of bread, and a cupcake? Which one would you like to eat? How could you share it?
4. **Let's play in the bedroom!** Look for the oil lamp, the blocks, and the stack of blankets. What could you and a friend build together with the blocks?
5. **It's a beautiful day to play outside.** Can you find the sand toys, the tricycle, and the fish? If you only had one bucket, how could you share it with a friend?
6. **It can be hard to share sometimes.** How is playing together better when you share?

# LAUNCH 10

## Circle up with kids for a quick review.

Today we learned that sharing is good, not just because it's kind, but because it makes the church stronger! How does sharing make our Sunday school class strong? Take time to hear kids' responses.

## Pass out leaflet panels and crayons.

**Which would be easier to share: an ice cream cone or a pizza?** Invite kids to circle the one that would be easier to share and then draw a picture of a person they would like to share it with. Do the same with the play clay and paint set.

## Send kids out.

Form a circle and pass around an empty plastic Easter egg. As each kid opens the egg, they may say, **"Sharing makes our church family stronger!"**

Pray together: **Dear God, thank you for sharing Jesus with us to teach us how to love each other. Help us share what we have with others. Amen.**

Thank kids for sharing the toys and supplies with joyful hearts. Remind them of the Family Square on the other side of the leaflet.